

Dishwashers

FFID2426T D/S

24" Built-In



Product Dimensions

Height (Adjustable)	33-1/2" - 35"
Width	24"
Depth (Including Door)	25"

More Easy-To-Use Features

Built with American Pride

Designed, engineered and assembled in the U.S.A.

ENERGY STAR®-Certified

Maximize your energy and dollar savings with ENERGY STAR®-Certified Appliances.

Multiple Cycle Options

Features easy-to-use cleaning cycle options including Top Rack, Rinse Only and Heavy Wash.

NSF® Certified

Sanitize cycle removes 99.9% of household bacteria.

Polymer Interior

Supports the drying process, keeping dishes dry the first time

Low-Rinse Aid Indicator Light

Ready-Select® Controls

Signature Features

OrbitClean® Spray Arm

Gives you better water coverage for a thorough clean every time.

Heated Dry

Heating element helps dry your dishes the first time.

DishSense™ Technology

Automatically adjusts the cycle time based on how much cleaning your dishes need.

2 - 6 Hour Delay Start

Set your dishwasher to run on your schedule. It can be set to run 2, 4 or 6 hours in advance.

ENERGY STAR®

NSF® International Certification



Available in:



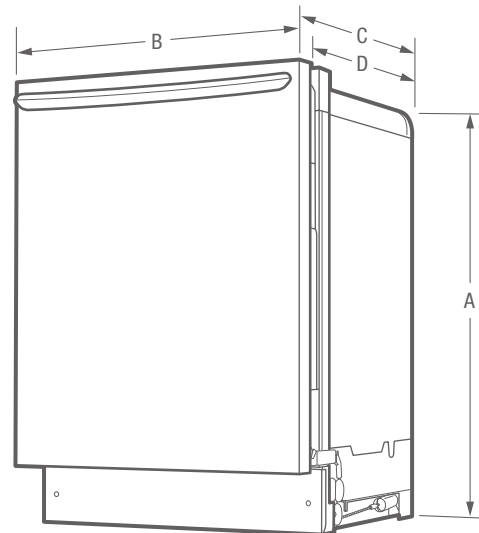
Black
Stainless
(D)



Stainless
(S)

Features	
Control Design	Midline
Digital Display	
Door Latch	Pull Latch
Stay-Put Door Hinge Design	Yes
Low Rinse-Aid Indicator Light	Yes
Interior Design	Tall Tub
Interior Color	Grey
Wash System	Direct Feed
Wash Arm	OrbitClean®
Wash Levels / Wash Speeds	5/1
DishSense™ Technology	Yes
Sound Package	UltraQuiet™ IV
Filter	Poly
Filter Trap	Self-Cleaning
Soft Food Disposer	Yes
dB Level	54
Drying System	EvenDry™
Cycles	
Number of Cycles	4
Heavy	Yes
Normal	Yes
Light	
Quick	
Favorite	
China / Crystal	
Rinse Only	Yes
Energy Saver Plus	
Upper Rack Wash Only	Yes
Cycle Indicator Light	
Control Lock	Yes
Options	
Heat / No Heat Dry	Yes
Hi-Temp Wash	Yes
NSF® Certified Sanitize Rinse	Yes
Delay Start	2-4-6 Hour
Rack System	
Rack Design	Better
Rack Coating	Nylon
Upper Rack -	
Stemware / Champagne Glass Holders	
Fold-Down Tines	
Cup Shelves	2
Lower Rack -	
SpaceWise® Silverware Basket	Ultra 1
Fold-Down Tines	
Small Items Cover	
Certifications	
ENERGY STAR®	Yes
NSF® International Certification	Yes
Specifications	
Water Inlet Location	Left Bottom
Water Usage (Gallons)	4.9 - 8.5
Water Pressure (PSI)	20 - 120
Integral Air Gap on Supply	Yes
Leveling Legs	4
Power Supply Connection Location	Right Bottom Front
Voltage Rating	120V / 60 Hz
Connected Load (kW Rating) @ 120 Volts¹	1.20
Amps @ 120 Volts	10.0
Shipping Weight (Approx.)	83 Lbs.

¹For use on adequately wired 120V, dedicated circuit having 2-wire service with a separate ground wire. Appliance must be grounded for safe operation.



NOTE: For planning purposes only. Always consult local and national electric and plumbing codes. Refer to Product Installation Guide for detailed installation instructions on the web at frigidaire.com.



Meets requirements of ASSE 1006

Product Dimensions		Cutout Dimensions	
A - Height (Adjustable)	33-1/2" - 35"	Height (Min.)	34-1/4"
B - Width	24"	Height (Max.)	35"
C - Depth (Including Door)	25"	Width (Min.)	24"
D - Depth (To Tub Flange)	22-1/2"	Depth (Min.)	24"
Depth with Door Open 90°	49-1/4"		

Accessories information available on the web at frigidaire.com

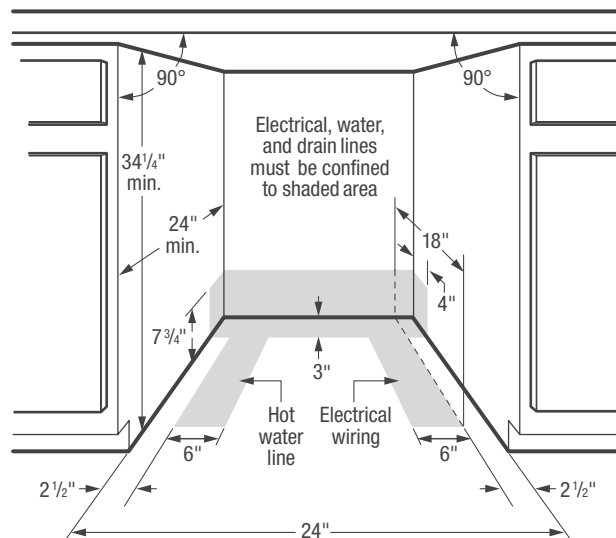
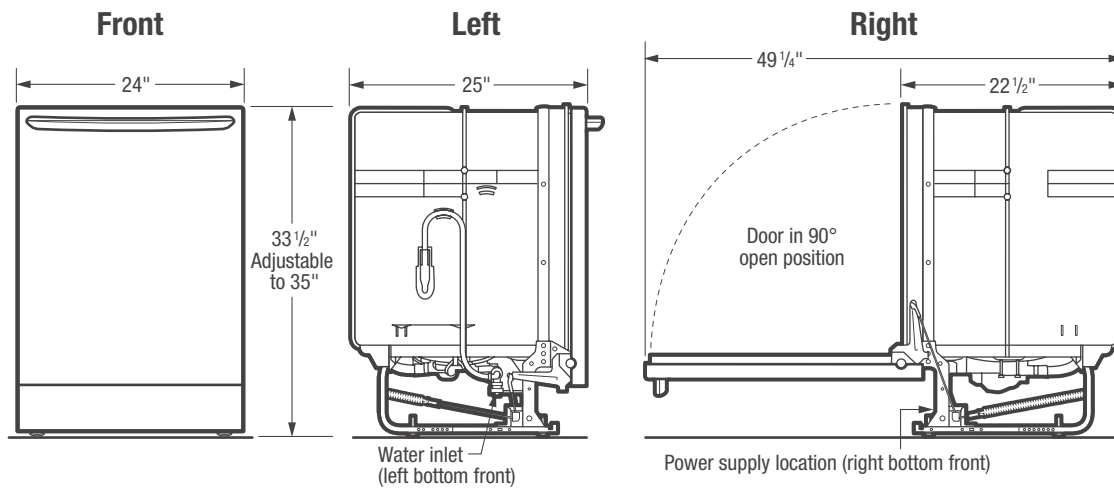
FRIGIDAIRE

USA • 10200 David Taylor Drive • Charlotte, NC 28262 • 1-800-FRIGIDAIRE • frigidaire.com
 CANADA • 5855 Terry Fox Way • Mississauga, ON L5V 3E4 • 1-800-265-8352 • frigidaire.ca

FFID2426T 02/17

© 2017 Electrolux Home Products, Inc.

Specifications subject to change.



Dishwasher Specifications

- Product Shipping Weight (approx.) – 83 Lbs.
- Voltage Rating – 120V/60 Hz/15 Amps (*maximum 20 Amps if connected with disposer*)
- Connected Load (kW Rating) @ 120 Volts = 1.20 kW
(For use on adequately wired 120V, dedicated circuit having 2-wire service with a separate ground wire. Appliance must be grounded for safe operation.)
- Amps @ 120V = 10 Amps
- Always consult local and national electric & plumbing codes. Meets requirements of ASSE 1006 – integral air gap on supply.
- Water Pressure – Hot water line to dishwasher must provide between 20 and 120 pounds per square inch (psi) with at least 120° F hot water temperature.
- Make sure location has correct drain, water and electrical outlets to make connections.
- Electrical and water supplies should enter cabinet opening on floor, or through back or side walls, as shown in shaded areas.
- Keep back free of drain, water & electrical supply.
- Connections preferably located toward left side of dishwasher. Do not cross drain, water or electrical lines in front of motor, blower or frame.
- If connecting drain hose to sink trap, local code may require installation of Air Gap Kit (*not included*).
- When installing adjacent to wall, cabinet or other obstruction that extends beyond front edge of unit, allow 2" minimum clearance between opened door and obstruction.
- Floor should be flat and free of obstructions.
- When installing at end of cabinet line, sides and back must be fully enclosed.
- Do not install unit under a cooktop, damage will occur.
- Recommended to seal cabinets, enclosing all sides of dishwasher, including underside of countertop, with oil-based paint or moisture-proof polyurethane to prevent possible steam/moisture damage.
- Once installation is complete, Cabinet Seal Kit (PN# 154528701) available to seal between unit and cabinets.

Note: For planning purposes only. Refer to Product Installation Guide on the web at frigidaire.com for detailed instructions.

Optional Accessories

- Cabinet Seal Kit (PN# 154528701).

FRIGIDAIRE

USA • 10200 David Taylor Drive • Charlotte, NC 28262 • 1-800-FRIGIDAIRE • frigidaire.com
CANADA • 5855 Terry Fox Way • Mississauga, ON L5V 3E4 • 1-800-265-8352 • frigidaire.ca

FFID2426T 02/17

© 2017 Electrolux Home Products, Inc.



Specifications
subject to change.